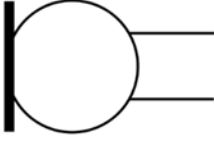
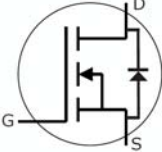
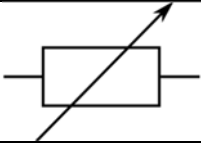
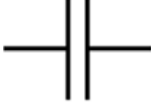


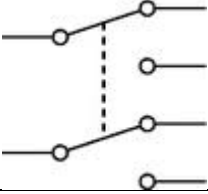
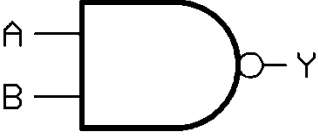
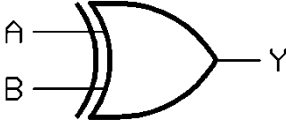
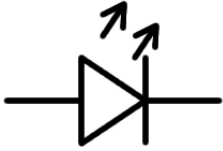
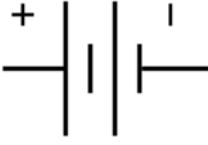
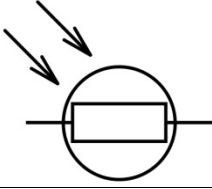

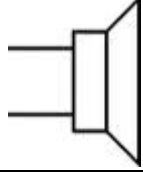
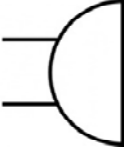
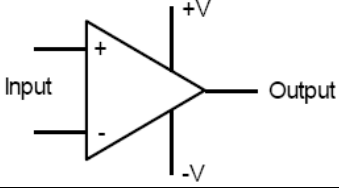


Electronics Induction Homework

PART 1: For each circuit symbol below, try to identify what it is and write your answer below it. Try to be as detailed as possible!

	
1.	9.
	
2.	10.
	
3.	11.
	
4.	12.
	
5.	13.
	
6.	14.
	
7.	15.
	
8.	16.

PART 2: For each of the symbols in Part 1, write one sentence suggesting what the component could be used for in a circuit....

1.	
2.	
3.	
4.	
5.	
6.	
7.	
8.	
9.	
10.	
11.	
12.	
13.	
14.	
15.	
16.	